

# Prices for Securities Traded as of 11/02/2022

Printed 11/02/2022 15:00:39.039



## PRICES FOR EQUITY SECURITIES TRADED ON 11/02/2022

S/N	COMPANY	PCLOSE	OOPEN	OPEN	HIGH	LOW	%SPREAD	OCLOSE	CLOSE	CHANGE	%CHANGI	TRADES	VOLUME	VALUE
1	ABBEYBDS	1.04	-	1.04	-	-	-	-	1.04	-	-	1	500	500.00
2	ABCTRANS	0.33	-	0.33	-	-	-	-	0.33	-	-	4	101,625	31,235.88
3	ACADEMY	1.36	-	1.36	-	-	-	-	1.36	-	-	9	13,235	19,599.35
4	ACCESS	10.50	-	10.50	10.60	10.40	1.89	10.50	10.50	-	-0.48	258	30,813,271	322,436,422.90
5	AFRINSURE	0.20	-	0.20	0.20	0.20	-	-	0.20	-	-	4	578,500	115,700.00
6	AFRIPRUD	6.80	-	6.80	6.60	6.55	0.76	-	6.60	-0.20	-2.94	69	1,151,233	7,605,539.15
7	AIICO	0.70	-	0.70	0.71	0.69	2.82	-	0.70	-	-1.43	57	6,583,234	4,599,370.31
8	AIRTELAFRI	1,271.00	-	1,271.00	-	-	-	-	1,271.00	-	-	27	3,023	4,223,416.80
9	ARDOVA	12.90	-	12.90	-	-	-	-	12.90	-	-	18	187,541	2,429,650.35
10	BERGER	8.35	-	8.35	-	-	-	-	8.35	-	-	3	11,858	99,764.45
11	BETAGLAS	52.95	-	52.95	-	-	-	-	52.95	-	-	1	53	2,989.20
12	BUACEMENT	70.75	-	70.75	-	-	-	-	70.75	-	-	28	172,300	11,226,954.35
13	BUAFOODS	61.80	-	61.80	-	-	-	-	61.80	-	-	12	4,762	291,140.75
14	CADBURY	8.65	-	8.65	-	-	-	-	8.65	-	-	26	86,798	746,316.20
15	CAP	19.50	-	19.50	-	-	-	-	19.50	-	-	7	34,765	670,620.00
16	CAVERTON	1.51	-	1.51	-	-	-	-	1.51	-	-	19	265,079	396,213.54
17	CHAMPION	2.24	-	2.24	2.12	2.11	0.47	-	2.11	-0.13	-5.80	25	695,204	1,502,682.85
18	CHAMS	0.21	-	0.21	0.23	0.22	4.35	-	0.22	0.01	4.76	58	22,178,628	4,886,655.62
19	CHELLARAM	2.24	-	2.24	-	-	-	-	2.24	-	-	5	70,288	157,445.12
20	CHIPLC	0.65	-	0.65	0.65	0.65	-	-	0.65	-	-	2	106,000	68,900.00
21	CILEASING	3.78	-	3.78	-	-	-	-	3.78	-	-	2	8,940	33,882.60
22	CONOIL	26.50	-	26.50	-	-	-	-	26.50	-	-	25	34,308	858,158.95
23	CORNERST	0.57	-	0.57	0.59	0.57	3.39	-	0.59	0.02	3.51	11	2,478,855	1,445,957.39
24	COURTVILLE	0.53	-	0.53	0.55	0.55	-	-	0.55	0.02	3.77	6	218,618	118,219.36
25	CUSTODIAN	7.90	-	7.90	-	-	-	-	7.90	-	-	12	77,864	585,042.20

Prices for Securities Traded as of 11/02/2022

Printed 11/02/2022 15:00:39.039

S/N	COMPANY	PCLOSE	OOPEN	OPEN	HIGH	LOW	%SPREAD	OCLOSE	CLOSE	CHANGE	%CHANGI	TRADES	VOLUME	VALUE
26	CUTIX	2.43	-	2.43	2.40	2.31	3.75	-	2.31	-0.12 ↓	-4.94	30	1,385,203	3,234,487.33
27	DANGCEM	274.80	-	274.80	-	-	-	-	274.80	- ↑	-	52	38,929	10,506,100.60
28	DANGSUGAR	17.80	-	17.80	17.60	17.60	-	-	17.60	-0.20 ↓	-1.12	112	516,482	9,101,318.50
29	ELLAHLAKES	4.25	-	4.25	-	-	-	-	4.25	- ↑	-	2	4,000	18,400.00
30	ETERNA	5.45	-	5.45	-	-	-	-	5.45	- ↑	-	12	226,573	1,220,616.90
31	ETI	12.50	-	12.50	-	-	-	-	12.50	- ↑	-	28	189,650	2,317,603.25
32	ETRANZACT	2.00	-	2.00	-	-	-	-	2.00	- ↑	-	8	9,236	18,737.30
33	FBNH	11.65	-	11.65	11.40	11.20	1.75	-	11.20	-0.45 ↓	-3.86	146	6,004,295	67,815,985.95
34	FCMB	2.92	-	2.92	-	-	-	-	2.92	- ↑	-	40	914,186	2,703,490.30
35	FIDELITYBK	2.95	-	2.95	2.96	2.91	1.69	2.93	2.93	-0.02 ↓	-0.68	157	23,798,948	69,775,887.36
36	FIDSON	7.76	-	7.76	8.00	7.80	2.50	-	8.00	0.24 ↑	3.09	45	774,558	6,120,786.14
37	FLOURMILL	32.30	-	32.30	-	-	-	-	32.30	- ↑	-	87	1,397,376	44,635,533.10
38	FTNCOCOA	0.36	-	0.36	0.39	0.36	7.69	-	0.36	- ↑	8.33	18	1,458,441	542,841.99
39	GLAXOSMITH	6.05	-	6.05	-	-	-	-	6.05	- ↑	-	14	55,001	331,897.10
40	GTCO	27.25	-	27.25	27.30	26.60	2.56	-	26.60	-0.65 ↓	-2.39	365	9,240,901	249,273,586.90
41	GUINEAINS	0.20	-	0.20	0.20	0.20	-	-	0.20	- ↑	-	19	1,413,078	282,615.60
42	GUINNESS	55.00	-	55.00	60.50	59.90	0.99	-	60.50	5.50 ↑	10.00	139	1,736,598	104,624,189.50
43	HONYFLOUR	3.40	-	3.40	3.56	3.45	3.09	-	3.50	0.10 ↑	2.94	68	1,569,744	5,496,429.42
44	IKEJAHOTEL	1.42	-	1.42	1.42	1.42	-	-	1.42	- ↑	-	4	204,850	290,946.50
45	IMG	9.50	-	9.50	-	-	-	-	9.50	- ↑	-	17	118,147	1,038,285.45
46	INTBREW	5.45	-	5.45	5.65	5.20	7.96	-	5.20	-0.25 ↓	-4.59	79	7,746,609	41,022,855.20
47	JAIZBANK	0.70	-	0.70	0.70	0.70	-	-	0.70	- ↑	-	32	2,326,553	1,627,755.42
48	JAPAULGOLD	0.39	-	0.39	0.40	0.36	10.00	-	0.39	- ↓	-2.56	30	8,508,807	3,194,204.39
49	JBERGER	26.50	-	26.50	-	-	-	-	26.50	- ↑	-	16	62,414	1,626,826.60
50	LASACO	1.06	-	1.06	1.12	1.10	1.79	-	1.12	0.06 ↑	5.66	13	687,320	759,554.60

Prices for Securities Traded as of 11/02/2022

Printed 11/02/2022 15:00:39.039

S/N	COMPANY	PCLOSE	OOPEN	OPEN	HIGH	LOW	%SPREAD	OCLOSE	CLOSE	CHANGE	%CHANGI	TRADES	VOLUME	VALUE
51	LEARNAFRCA	1.50	-	1.50	1.50	1.50	-	-	1.50	-	-	11	478,455	722,259.24
52	LINKASSURE	0.50	-	0.50	0.51	0.51	-	-	0.51	0.01	2.00	2	781,600	398,586.00
53	LIVESTOCK	2.00	-	2.00	2.00	2.00	-	-	2.00	-	-	30	606,422	1,208,734.57
54	LIVINGTRUST	1.24	-	1.24	-	-	-	-	1.24	-	-	1	1,000	1,360.00
55	MANSARD	2.50	-	2.50	-	-	-	-	2.50	-	-	17	142,473	343,411.25
56	MAYBAKER	4.45	-	4.45	-	-	-	-	4.45	-	-	13	117,548	517,125.63
57	MBENEFIT	0.26	-	0.26	0.27	0.26	3.70	-	0.26	-	3.85	23	5,352,084	1,391,730.24
58	MORISON	1.99	-	1.99	-	-	-	-	1.99	-	-	1	4,587	9,999.66
59	MRS	13.55	-	13.55	-	-	-	-	13.55	-	-	20	86,724	1,094,628.15
60	MTNN	197.00	-	197.00	198.00	196.00	1.01	-	198.00	1.00	0.51	240	2,105,456	413,626,633.80
61	MULTIVERSE	0.20	-	0.20	0.21	0.21	-	-	0.21	0.01	5.00	9	985,800	206,594.39
62	NAHCO	4.38	-	4.38	4.40	4.38	0.45	-	4.40	0.02	0.46	40	2,167,350	9,524,681.75
63	NASCON	13.25	-	13.25	-	-	-	-	13.25	-	-	20	98,091	1,312,734.70
64	NB	48.00	-	48.00	48.00	47.95	0.10	-	47.95	-0.05	-0.10	118	9,729,994	466,807,240.05
65	NCR	3.00	-	3.00	3.30	3.30	-	-	3.30	0.30	10.00	18	700,739	2,312,438.70
66	NEIMETH	1.91	-	1.91	-	-	-	-	1.91	-	-	11	119,996	229,162.97
67	NEM	3.55	-	3.55	3.57	3.32	7.00	-	3.32	-0.23	-6.48	15	440,967	1,489,320.65
68	NESTLE	1,435.00	-	1,435.00	-	-	-	-	1,435.00	-	-	37	34,905	49,803,765.80
69	NGXGROUP	26.00	-	26.00	27.90	26.00	6.81	26.50	26.50	0.50	1.92	290	28,653,854	773,224,400.85
70	NPFMCRFBK	2.20	-	2.20	-	-	-	-	2.20	-	-	5	189,939	408,073.12
71	OANDO	5.00	-	5.00	5.00	4.91	1.80	-	5.00	-	-0.40	124	3,528,280	17,555,743.28
72	OKOMUOIL	127.80	-	127.80	-	-	-	-	127.80	-	-	29	18,113	2,319,160.00
73	OMATEK	0.20	-	0.20	-	-	-	-	0.20	-	-	1	2,500	500.00
74	PHARMDEKO	1.81	-	1.81	1.65	1.65	-	1.65	1.65	-0.16	-8.84	3	150,000	247,500.00
75	PRESKO	104.00	-	104.00	-	-	-	-	104.00	-	-	54	518,947	54,190,542.20










Prices for Securities Traded as of 11/02/2022

Printed 11/02/2022 15:00:39.039

S/N	COMPANY	PCLOSE	OOPEN	OPEN	HIGH	LOW	%SPREAD	OCLOSE	CLOSE	CHANGE	%CHANGI	TRADES	VOLUME	VALUE
76	PRESTIGE	0.45	-	0.45	-	-	-	-	0.45	-	-	3	96,225	42,116.75
77	PZ	6.45	-	6.45	-	-	-	-	6.45	-	-	28	269,357	1,735,488.50
78	REDSTAREX	3.68	-	3.68	-	-	-	-	3.68	-	-	1	3,000	10,200.00
79	REGALINS	0.39	-	0.39	0.40	0.37	7.50	0.39	0.39	-	-5.13	16	7,100,250	2,664,970.00
80	ROYALEX	0.83	-	0.83	-	-	-	-	0.83	-	-	9	72,883	58,078.89
81	RTBRISCOE	0.36	-	0.36	0.39	0.39	-	-	0.39	0.03	8.33	4	805,316	314,073.24
82	SCOA	1.62	-	1.62	1.78	1.78	-	-	1.78	0.16	9.88	13	262,743	467,680.38
83	SEPLAT	866.00	-	866.00	864.80	850.00	1.71	-	850.00	-16.00	-1.85	15	702,385	603,856,625.70
84	SFSREIT	70.00	-	70.00	-	-	-	-	70.00	-	-	1	448	28,224.00
85	SOVRENINS	0.24	-	0.24	0.24	0.23	4.17	-	0.23	-0.01	-4.17	34	30,752,949	7,077,370.35
86	STANBIC	35.00	-	35.00	34.60	34.55	0.14	-	34.55	-0.45	-1.29	117	1,983,535	68,692,088.60
87	STERLNBANK	1.70	-	1.70	1.73	1.65	4.62	-	1.73	0.03	1.76	46	6,829,933	11,464,724.82
88	SUNUASSUR	0.39	-	0.39	-	-	-	-	0.39	-	-	5	150,000	62,000.00
89	TANTALIZER	0.20	-	0.20	-	-	-	-	0.20	-	-	1	10,000	2,000.00
90	TOTAL	264.90	-	264.90	-	-	-	-	264.90	-	-	110	119,390	31,453,287.90
91	TRANSCOHOT	5.38	-	5.38	-	-	-	-	5.38	-	-	1	371	1,799.35
92	TRANSCORP	1.16	-	1.16	1.16	1.15	0.86	1.16	1.16	-	-0.86	84	10,234,517	11,804,710.40
93	TRIPPLEG	0.96	-	0.96	-	-	-	-	0.96	-	-	1	759	683.10
94	UACN	8.90	-	8.90	9.00	8.90	1.11	-	9.00	0.10	1.12	69	3,721,709	33,281,834.65
95	UBA	8.85	-	8.85	8.80	8.65	1.70	-	8.70	-0.15	-1.69	221	16,580,396	145,078,658.80
96	UBN	6.05	-	6.05	6.05	6.05	-	-	6.05	-	-	51	1,311,762	8,039,566.35
97	UCAP	11.00	-	11.00	11.00	11.00	-	-	11.00	-	-	81	1,897,737	20,860,605.75
98	UNILEVER	13.15	-	13.15	-	-	-	-	13.15	-	-	38	423,587	5,775,171.15
99	UNITYBNK	0.49	-	0.49	0.50	0.49	2.00	-	0.50	0.01	2.04	15	2,454,608	1,224,978.58
100	UNIVINSURE	0.20	-	0.20	-	-	-	-	0.20	-	-	1	10,000	2,000.00

Prices for Securities Traded as of 11/02/2022

Printed 11/02/2022 15:00:39.039

S/N	COMPANY	PCLOSE	OOPEN	OPEN	HIGH	LOW	%SPREAD	OCLOSE	CLOSE	CHANGE	%CHANGI	TRADES	VOLUME	VALUE
101	UPDC	1.11	-	1.11	1.11	1.07	3.60	-	1.11		-0.90	16	1,355,944	1,473,668.42
102	UPDCREIT	3.55	-	3.55	3.55	3.55	-	-	3.55		-	33	2,048,735	7,271,068.50
103	UPL	2.65	-	2.65	-	-	-	-	2.65		-	8	118,544	315,451.60
104	VERITASKAP	0.22	-	0.22	-	-	-	-	0.22		-	2	13,500	3,105.00
105	VITAFOAM	24.45	-	24.45	-	-	-	-	24.45		-	60	799,238	19,361,123.60
106	WAPCO	26.60	-	26.60	26.75	26.65	0.37	26.75	26.75		0.15	93	5,889,584	157,522,428.25
107	WAPIC	0.50	-	0.50	0.50	0.50	-	-	0.50		-	23	1,216,865	609,372.52
108	WEMABANK	0.87	-	0.87	0.87	0.85	2.30	0.87	0.87		-2.30	39	4,398,341	3,767,985.23
109	ZENITHBANK	27.40	-	27.40	27.30	26.90	1.47	26.90	26.90		-1.82	323	16,587,028	450,098,680.05
<b>Total</b>												<b>4,916</b>	<b>311,501,844</b>	<b>4,385,501,460.15</b>

Prices for Securities Traded as of 11/02/2022

Printed 11/02/2022 15:00:39.039


PRICES FOR ETF SECURITIES TRADED ON 11/02/2022

S/N	COMPANY	PCLOSE	OPEN	HIGH	LOW	%SPREAD	CLOSE	CHANGE	%CHANG	TRADES	VOLUME	VALUE
1	STANBICETF30	75.00	75.00	75.00	73.00	2.67	75.00	-	-2.67	3	1,147	85,318.00
2	VETBANK	4.51	4.51	4.54	4.54	-	4.54	0.03	0.67	1	10	45.40
3	VETGOODS	5.19	5.19	5.70	5.70	-	5.70	0.51	9.83	1	10	57.00
4	VETGRIF30	18.49	18.49	18.16	18.16	-	18.16	-0.33	-1.78	1	10	181.60
5	VETINDETf	18.61	18.61	20.47	20.47	-	20.47	1.86	9.99	1	10	204.70
<b>Total</b>										<b>7</b>	<b>1,187</b>	<b>85,806.70</b>

Prices for Securities Traded as of 11/02/2022

Printed 11/02/2022 15:00:39.039

PRICES FOR BOND SECURITIES TRADED ON 11/02/2022

<u>S/N</u>	<u>COMPANY</u>	<u>PCLOSE</u>	<u>OPEN</u>	<u>HIGH</u>	<u>LOW</u>	<u>%SPREAD</u>	<u>CLOSE</u>	<u>CHANGE</u>	<u>%CHANGE</u>	<u>TRADES</u>	<u>VOLUME</u>	<u>VALUE</u>
1	FGSUK2027S3	100.00	100.00	100.00	100.00	-	100.00		-	1	5	5,000.00
<b>Total</b>										<b>1</b>	<b>5</b>	<b>5,000.00</b>